



KEMPNER WATERS SUPPLY CORPORATION

11986 US HIGHWAY 190 EAST

KEMPNER, TX 76539

(254) 547-9430 or (512) 932-3701

www.KEMPNERWSC.com

**WATER CONSERVATION,
DROUGHT CONTINGENCY, AND
EMERGENCY RESPONSE PLAN**

2024

Revised: 2/1/2024

TABLE OF CONTENTS

Contents

Overview	1
Introduction	5
WATER CONSERVATION PLAN	6
KWSC Profile	7
Water Conservation Goals	10
Public Education (Conservation)	12
Meters	13
Water Loss	14
Water Rates	15
Water Waste	15
Plumbing Fixtures	16
Landscape Policies	17
Cross Connection Control	19
Wholesale Contractual Provision	20
DROUGHT CONTINGENCY PLAN	21
Declaration of Policy, Purpose, and Intent	22
Authorization	22
Application	23
Public Involvement	23
Public Education (Drought)	24
Discretionary Uses	25
Drought and Emergency Triggers	26
Watering Schedule	27
Response Stages	28
EMERGENCY RESPONSE PLAN	33
Variances	40
Enforcement	42

TABLE OF CONTENTS

Coordination with Regional Planning Groups _____	43
Resolution _____	44
Contact Information _____	46
Appendix A – TWDB KWSC Profile _____	47
Appendix B – TWDB Water Conservation Tips _____	56



Overview

DEFINITIONS

Water Conservation Plan - A strategy or combination of strategies for reducing the volume of water withdrawn from a water supply source, reducing the loss or waste of water, maintaining and/or improving the efficiency in the use of water, increasing the recycling and reuse of water, and for preventing the pollution of water.

Drought Contingency Plan - A strategy or combination of strategies for temporary supply and demand management responses to temporary and potentially recurring water supply shortages and other water supply emergencies. A drought contingency plan may be a separate document identified as such or may be contained within another water management document(s).

OBJECTIVE

Kempner Water Supply Corporation (KWSC) recognizes that the amount of water available to KWSC and its water customers may be limited and subject to depletion during periods of extended drought. Representing the best interests of the customers of KWSC, the Board of Directors and General Manager deem it expedient and necessary to establish certain rules and policies for the ongoing conservation of water and the orderly and efficient management of limited water supplies during drought and other water supply emergencies.

OVERVIEW

STATUTORY AND RULE REQUIREMENTS

WATER CONSERVATION PLAN

Texas Water Code §13.146. WATER CONSERVATION PLAN. The commission shall require a retail public KWSC that provides potable water service to 3,300 or more connections to submit to the executive administrator of the board a water conservation plan based on specific targets and goals developed by the retail public KWSC and using appropriate best management practices, as defined by Section 11.002, or other water conservation strategies.

Title 30 Texas Administrative Code, Chapter 288.30(10)(A) (Water conservation plans for retail public water suppliers.) All retail public water suppliers providing water service to 3,300 or more connections must have a water conservation plan, to include the use of best management practices. The plan must be developed, implemented, and submitted to the executive administrator of the Texas Water Development Board no later than May 1, every five years starting May 1, 2005. This date coincides with the regional water planning group.

DROUGHT CONTINGENCY PLAN

Texas Water Code §11.1272. ADDITIONAL REQUIREMENT: DROUGHT CONTINGENCY PLANS FOR CERTAIN APPLICANTS AND WATER RIGHT HOLDERS. (a) The commission shall by rule require wholesale and retail public water suppliers and irrigation districts to develop drought contingency plans consistent with the appropriate approved regional water plan to be implemented during periods of water shortages and drought.

OVERVIEW

Title 30 Texas Administrative Code, Chapter 288.30(5)(A) For retail public water suppliers providing water service to 3,300 or more connections, the drought contingency plan must be submitted to the executive director no later than May 1, every five years starting, May 1, 2005.

EMERGENCY RESPONSE

Title 30 Texas Administrative Code, Chapter 288.20(a)(1)(E) The drought contingency plan must include drought or emergency response stages providing for the implementation of measures in response to at least the following situations: (i) reduction in available water supply up to a repeat of the drought of record; (ii) water production or distribution system limitations; (iii) supply source contamination; or (iv) system outage due to the failure or damage of major water system components (e.g., pumps).

OVERVIEW

ADDITIONAL REPORTING REQUIREMENTS

TWDB Annual Reports:

May 1 - Annual Water Conservation Report

March 1 - Water Use Survey – Annual

May 1 - Water Loss Audit – Annual



INTRODUCTION

Introduction

KWSC is a public water supplier providing water service to residents in Bell, Burnet, Coryell and Lampasas counties. Formed in 1973, the population of KWSC has continued to grow through the years. KWSC currently serves nearly 20,170 customers over 380 square miles of pipe.

The area receives an average rainfall of 29.9 inches per year and averages 60 days of rainfall each year. The climate fluctuates from an average high temperature of 96.5 degrees in August to an average low temperature of 32.6 degrees in January. KWSC is located within the boundaries of the Region G and K Water Planning Groups.

The source of water for KWSC is 100% surface water from Stillhouse Hollow Lake. Water is treated by KWSC at the Cliff and Eldine Poe Regional Water Treatment Plant. Water is purchased through a water supply contract with Central Texas WSC. Wholesale water service is also provided to the City of Lampasas and Salado WSC.



WATER CONSERVATION PLAN



KWSC PROFILE

KWSC Profile

A completed TWDB KWSC is attached in Appendix A.

CCN#: 10456

PWS#: 1410028

RWPG: Region G and Region K Planning Groups

COUNTY: Bell, Burnet, Coryell, and Lampasas

SERVICE AREA: Approximately 310 square miles

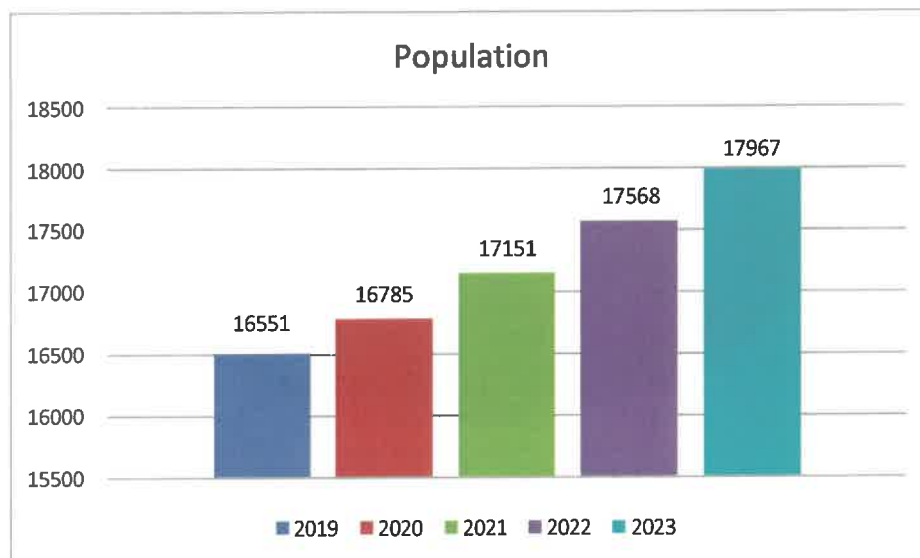
WATER SOURCE: Stillhouse Hollow Lake

DESIGNED DAILY CAPACITY: 9,440,000 gallons

STORAGE CAPACITY: 12,600,000 gallons

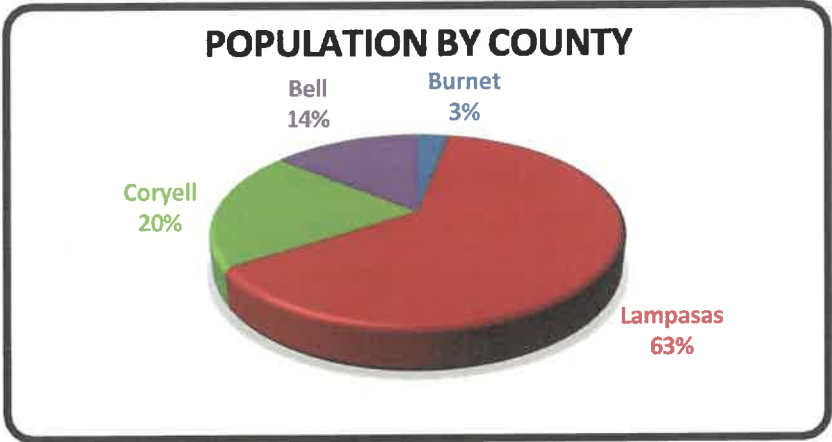
POPULATION

The population of KWSC was calculated by assigning a single-family equivalent of 3 people per connection and a multi-family equivalent of 1.5 people per connection.

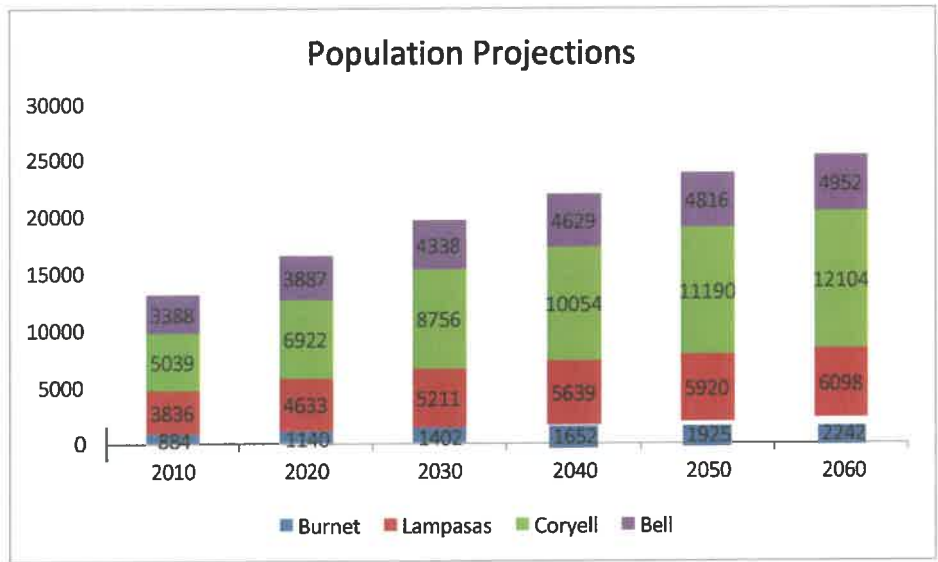


KWSC PROFILE

The population of KWSC is divided within 4 counties, Bell, Burnet, Coryell, and Lampasas.



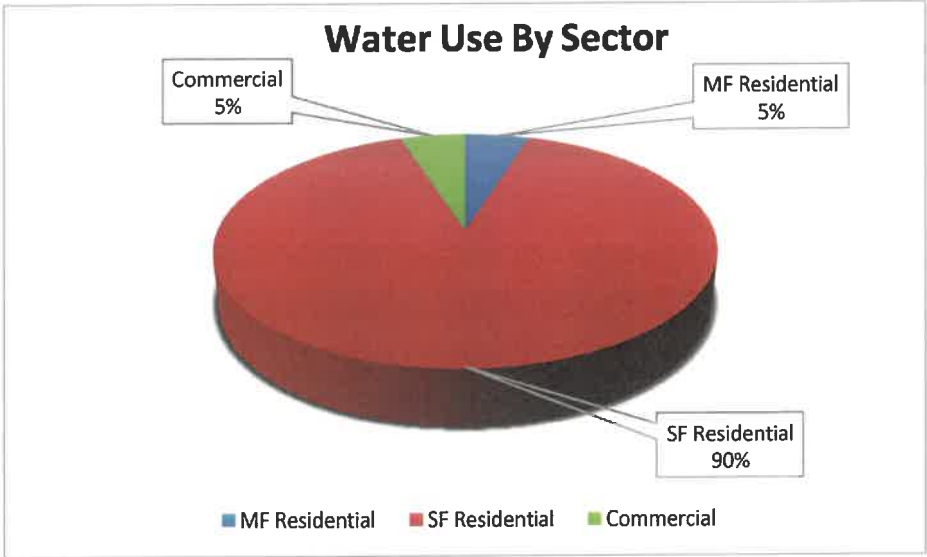
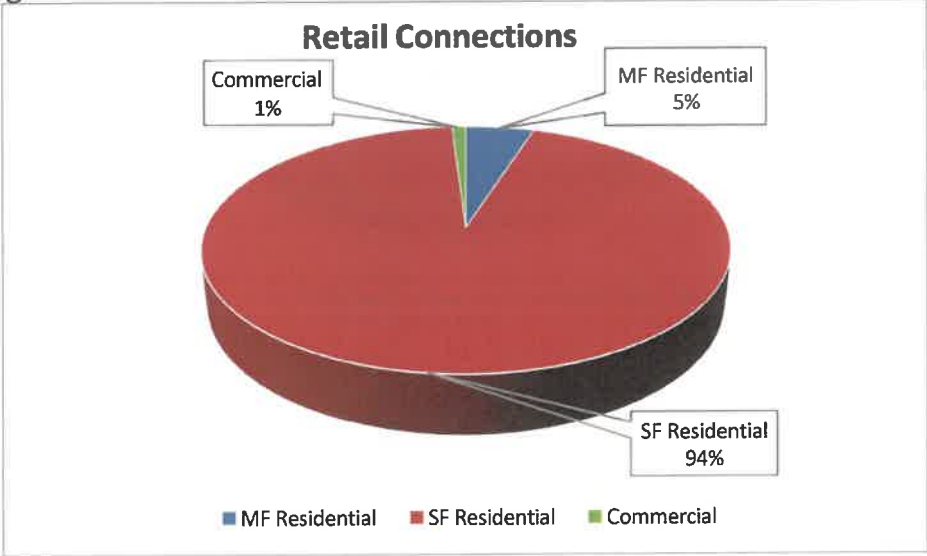
The combined Region G Water Planning group (Bell, Coryell, and Lampasas Counties), the Region K Planning Group (Burnet County), and the TWDB 50-year population projections for KWSC are shown below:



KWSC PROFILE

WATER USE

The primary water use sector for KWSC is single-family residential use, accounting for 97% of retail service connections and 91% of total water use.

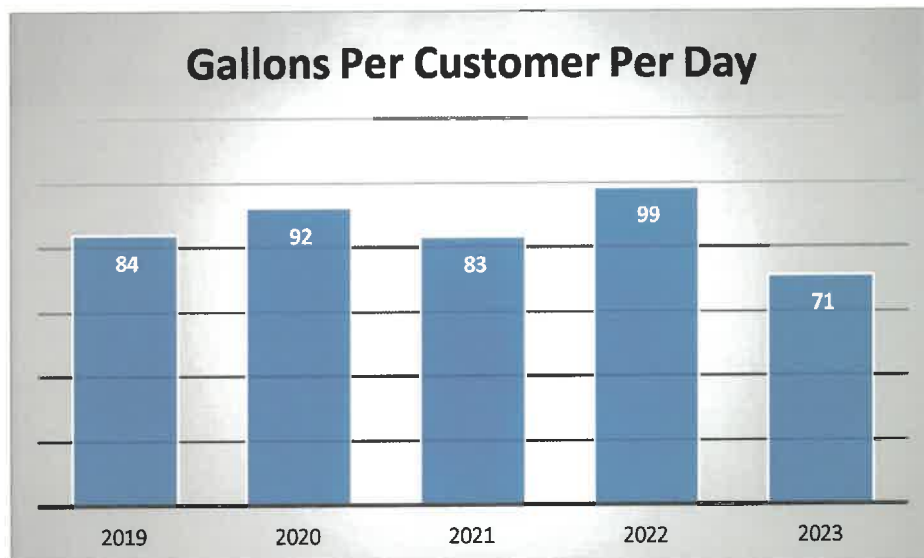


WATER CONSERVATION GOALS

Water Conservation Goals

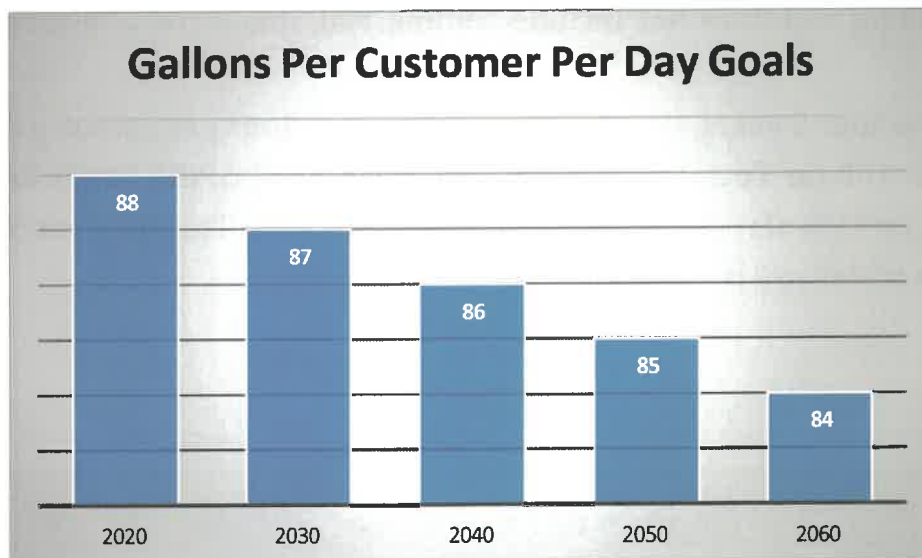
Per capita water use is generally expressed in gallons per customer per day (GPCD) and is the average amount of water used by each person in the population served by a water KWSC. Variable factors that can influence GPCD include the relative amount of non-residential water uses, the rate and type of growth, economics, climatic conditions and demographics. Residential GPCD is a superior metric for understanding how much water each customer is actually using and does not include commercial, industrial and institutional uses.

For the previous 5 years, the average number of gallons per person per day for KWSC was 168 for Total GPCD and 91 for Residential GPCD. Single family use accounts for 91% of residential use in the service area. The previous 5 years of per capita water use is shown below.



WATER CONSERVATION GOALS

KWSC's 5 and 10-year Water Conservation Goals are based upon the Texas Water Conservation Implementation Task Force's recommendation of a reduction in per capita water use by 1% per year. Per capita usage and water loss goals (discussed in greater detail on page 14) are shown below. The General Manager will assess KWSC's progress in achieving the stated goals and assess the effectiveness of water conservation activities on an annual basis.



PUBLIC EDUCATION (CONSERVATION)

Public Education (Conservation)

KWSC conducts a program of ongoing public water conservation education that includes:

Periodic distribution of water conservation brochures and information

Availability of water conservation brochures and materials at the main office and other public places

Informational presentations by KWSC staff to local organizations, schools, and civic groups

Information provided to local newspaper, television, and radio outlets

Water Conservation information posted on website

Water conservation information provided to applicants for new service

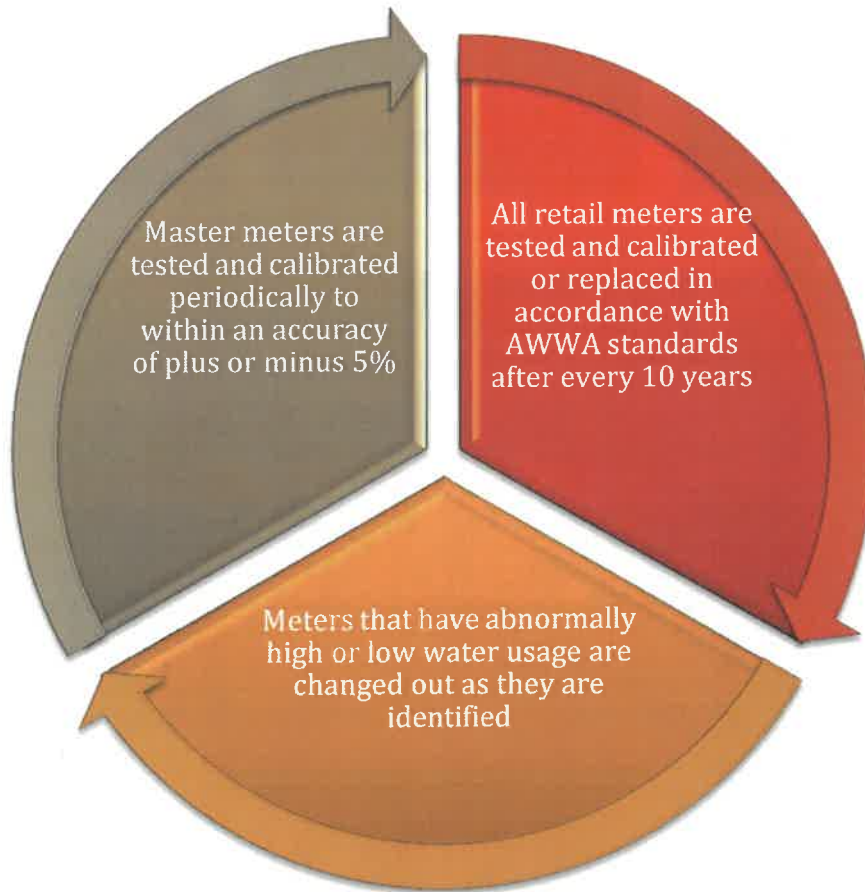


METERS

Meters



KWSC meters 100% of water use in residential, industrial, and commercial accounts. Meters are tested upon customer request.



WATER LOSS

Water Loss

KWSC maintains an ongoing program of leak detection and repair. In 2023, water loss for KWSC was calculated to be 11%. Much of the water loss in recent years can be attributed to leaks caused by ground shifting and fire suppression, both associated with severe drought conditions. The long-term goal is to maintain less than 15% water loss.

- An annual internal water audit measures water loss by comparing sold vs. purchased water.
- Any abnormalities are investigated by the KWSC staff using leak detection equipment.
- Water lines found to have leaks are replaced as quickly as practical.
- Visual inspections are performed routinely by meter readers and KWSC staff.
- Storage tanks are monitored and pressure is controlled by a SCADA system

As a rural water system that covers a large geographic area, KWSC relies upon customers to report any leaks or water loss observed. Future strategies to minimize water loss include the installation of in-line meters at critical points of the system. KWSC continues to explore new practices and technologies to minimize the loss of water.



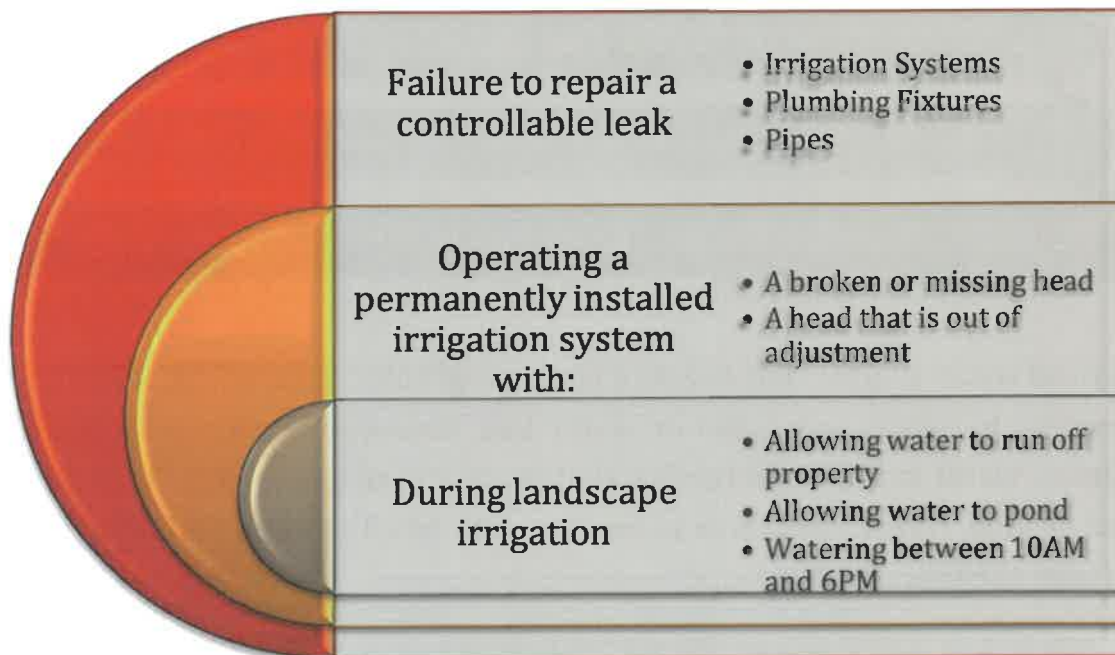
WATER RATES

Water Rates

KWSC has a uniform water rate structure that is cost based and does not encourage the excessive use of water. All water customers are subject to the same uniform rate per 1,000 gallons. KWSC will continue to review rates annually to ensure that the cost of service is being met and to discourage excessive and wasteful use.

Water Waste

Water waste is always prohibited. Water waste is defined as:



Each instance of a violation is a separate offense and may be punishable as described in the Enforcement section of this plan.

PLUMBING FIXTURES

Plumbing Fixtures

The State of Texas has recently adopted more stringent water saving performance measures for plumbing fixtures, found in the Health & Safety Code Chapter 372. The following maximum flow standards are subsequently listed in the Texas Administrative Code Title 30 Chapter 290 Subchapter G:



Customers in existing buildings that do not have water saving plumbing fixtures are encouraged through educational materials to retrofit their old plumbing fixtures. Additionally, in recent years there has been an increasing number of water efficient clothes and dish washing machines available that provide the same performance but use less water. A water efficient home can save more than 20% of annual indoor water use.

LANDSCAPE POLICIES

Irrigation Audits

An audit for residential, commercial, and institutional irrigation systems will be available.

- The results of an audit will show the DU (Distribution Uniformity: A measure of the actual system performance), seasonal scheduling, and potential cost savings.
- With proper landscape irrigation management, not only will water usage be reduced, but the quality of the landscape can be preserved or increased.

Landscape Irrigation

Commercial, Industrial, and Residential landscapes should implement the following water conservation measures.

- TCEQ requires all irrigation systems to be designed and installed by a Texas State licensed professional
- All systems will have separate zones for turf and shrubs, sun and shade, high and low runoff areas.
- Irrigation heads should be located after a thorough evaluation of physical, environmental, and hydraulic site conditions. 'Head to Head' spacing should be the minimum standard, with consideration for wind conditions that will occur during the normal irrigation period.
- Do not allow irrigation water to land directly on impervious surfaces.
- A water budget consisting of estimated monthly water use, area to be irrigated including application rates for each zone, and a monthly irrigation schedule for both new landscapes and established landscapes with subsequent seasonal adjustments.
- Over-watering needs to be avoided. During peak-use periods, the least amount of water necessary, should be applied.
- Irrigation plans should identify the location of the emergency shut off valve.
- Adjustable flow control shall be required on all zone valves. Pressure regulation components will be installed where static pressure exceeds the manufacturer's recommended operating range.
- A controller capable of dual or automatic programming should be used to maintain the appropriate watering schedule.
- All automatic controllers should be equipped with an automatic rain sensor shut off device.
- All irrigation systems must comply with TCEQ rules and regulations.

LANDSCAPE POLICIES

Landscape Installations

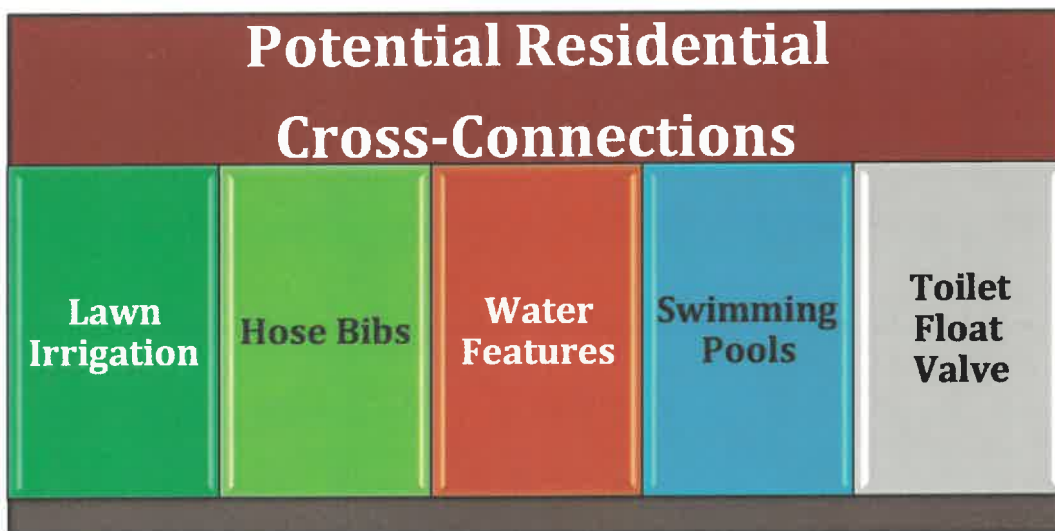
Landscape installations should follow the proven principles listed below.

- Plan and design before installation.
- Soil analysis.
- Use adaptable and sustainable plants.
- Limit turf areas and preserve natural areas.
- Mulch all plantings.
- Install and maintain efficient irrigation systems.
- Maintain landscapes by properly responding to the changing requirements of plant materials and site conditions.



Cross Connection Control

KWSC maintains required cross connection control. Risk of backflow is reduced by taking steps to ensure that system pressures do not fall during periods of emergency repairs by asking for the cooperation of customers when there is a risk that system pressures could fall below safe levels. KWSC approved backflow assembly devices will be installed and inspected by a KWSC approved backflow assembly tester. Testing of all testable backflow assemblies will be required every three years with the exception of RPZ backflow assemblies which are required by TCEQ to be tested annually.



Wholesale Contractual Provision

KWSC will include a requirement in every water supply contract entered into or renewed after official adoption of the water conservation plan, and including any contract extension, that each successive wholesale customer develop and implement a water conservation plan or water conservation measures using the applicable elements of this chapter. If the customer intends to resell the water, then the contract between the initial supplier and the customer must provide that the contract for the resale of the water must have water conservation requirements so that each successive customer in the resale of the water will be required to implement water conservation measures in accordance with applicable provisions of Title 30 Texas Administrative Code, Chapter 288.



DROUGHT CONTINGENCY (PLAN)



DECLARATION OF POLICY, PURPOSE, AND INTENT

Declaration of Policy, Purpose, and Intent

In order to conserve the available water supply and protect the integrity of water supply facilities, with particular regard for domestic water use, sanitation, and fire protection, and to protect and preserve public health, welfare, and safety and minimize the adverse impacts of water supply shortage or other water supply emergency conditions, KWSC hereby adopts the following regulations and restrictions on the delivery and consumption of water by resolution.

Water uses regulated or prohibited under this Plan are non-essential or discretionary. Continuation of such uses during times of water shortage or other emergency water supply conditions are deemed to constitute a waste of water which subjects the offender(s) to penalties as defined in the Enforcement of this Plan.

Authorization

The General Manager or designee is hereby authorized and directed to implement the applicable provisions of this plan upon determination that such implementation is necessary to protect public health, safety, and welfare. The General Manager or designee shall have the authority to initiate or terminate drought or other water supply emergency response measures as described in this Plan.

APPLICATION

Application

The provisions of this Plan shall apply to all persons, customers, and property utilizing water provided by KWSC. The terms “person” and “customer” as used in the Plan include individuals, corporations, partnerships, associations, and all other legal entities.

Public Involvement

Opportunity for the public to provide input into the preparation and subsequent revisions of this Plan is provided by KWSC by means of:

KWSC Board meetings

Direct mailing and email

Phone & Personal correspondence

PUBLIC EDUCATION (DROUGHT)

Public Education (Drought)

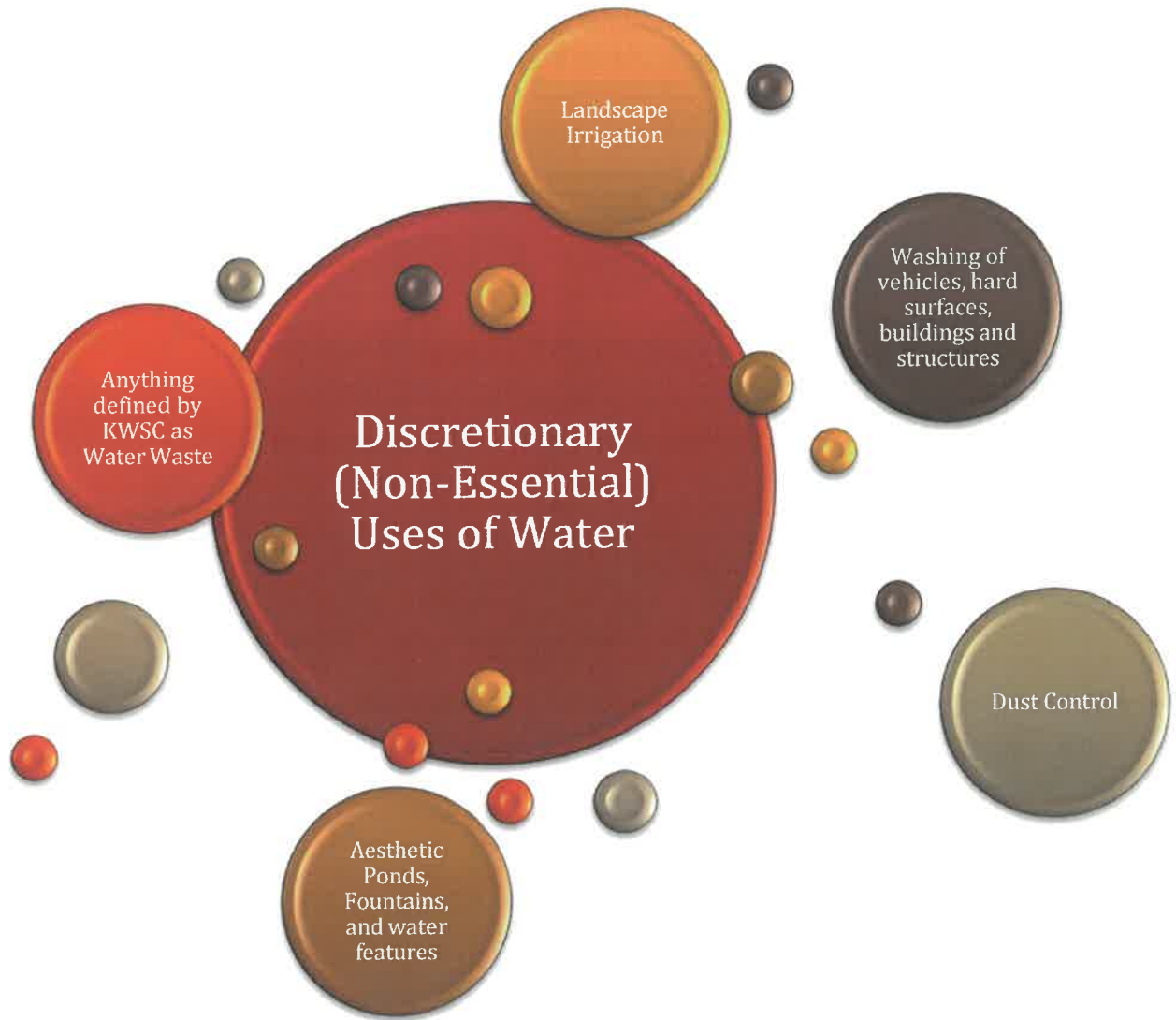
KWSC will periodically provide the public with information about this Drought Contingency Plan, including information and/or notification about the conditions under which each stage of the Plan is to be initiated or terminated and the drought response measures to be implemented in each stage. Water conservation tips and information will also be provided. This information will be provided by means of:



On an ongoing basis, KWSC affirmatively provides the opportunity for customers to provide input regarding this Plan.

DISCRETIONARY USES

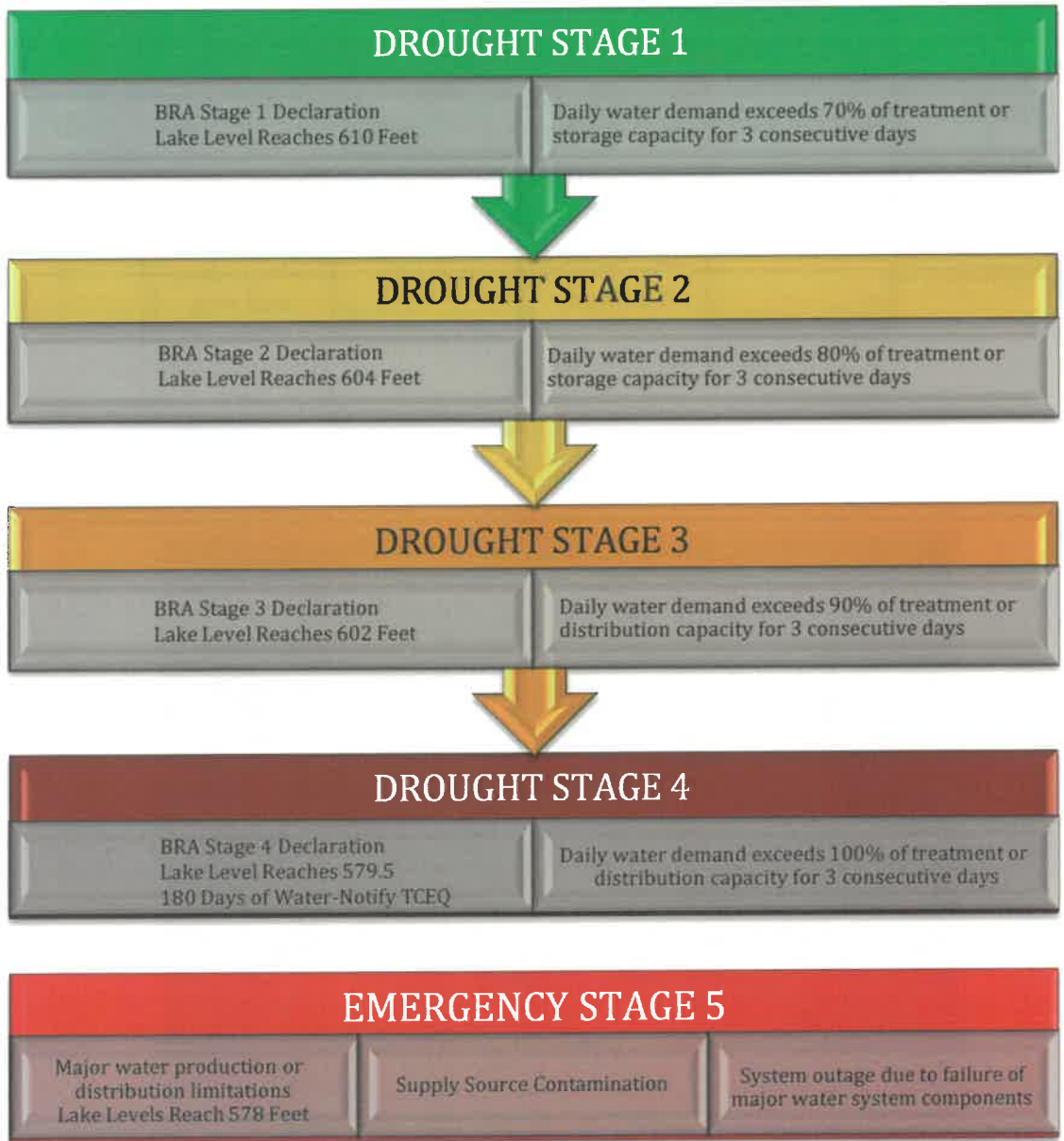
Discretionary Uses



DROUGHT AND EMERGENCY TRIGGERS

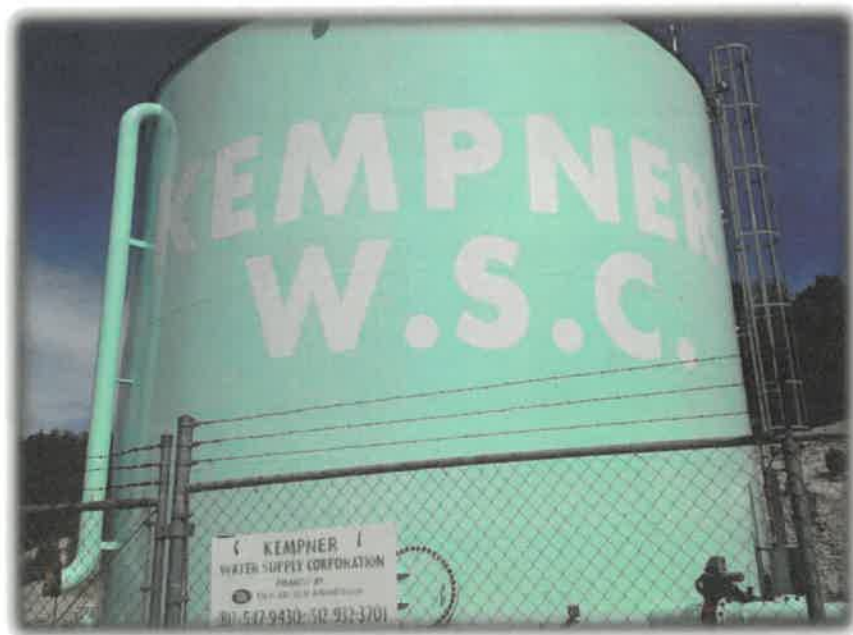
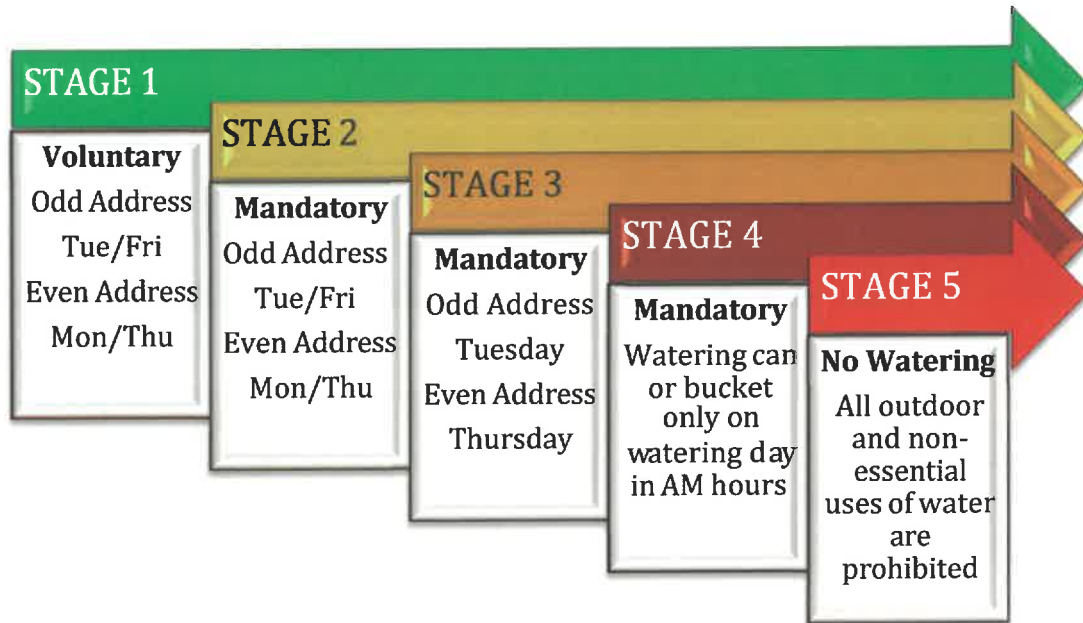
Drought and Emergency Triggers

The General Manager monitors Brazos River Authority (BRA) reservoir storage levels and prepares a monthly drought report.



WATERING SCHEDULE

Watering Schedule



RESPONSE STAGES

Response Stages

During times when this Plan is in effect, a violation of this Plan occurs for any person, firm, corporation, or entity to irrigate landscapes between 8:00AM and 10:00PM.

As appropriate, the General Manager or designee shall notify directly, or cause to be notified directly, the following individuals and entities:

- Local Fire Chief
- County Emergency Management Coordinators
- County Judge
- DPS, Division of Emergency Management, (512) 424-2208
- TCEQ, Water Supply Division, (512) 239-4697

While this Drought Contingency Plan is in effect, water customers are requested to continue to practice water conservation and to minimize or discontinue water use for non-essential or discretionary purposes.

RESPONSE STAGES

STAGE 1 RESPONSE

Target: Achieve a reduction in total water use

Customers are requested to follow the Stage 1 Watering Schedule

Formal public notification by KWSC officials of Stage 1 Drought conditions

Increase leak detection and repair efforts

Initiate increased public information efforts

Notify TCEQ

STAGE 2 RESPONSE

Target: Achieve a 10% reduction in total water use

Customers are required to follow the Stage 2 Watering Schedule

Formal public notification by KWSC officials of Stage 2 Drought conditions

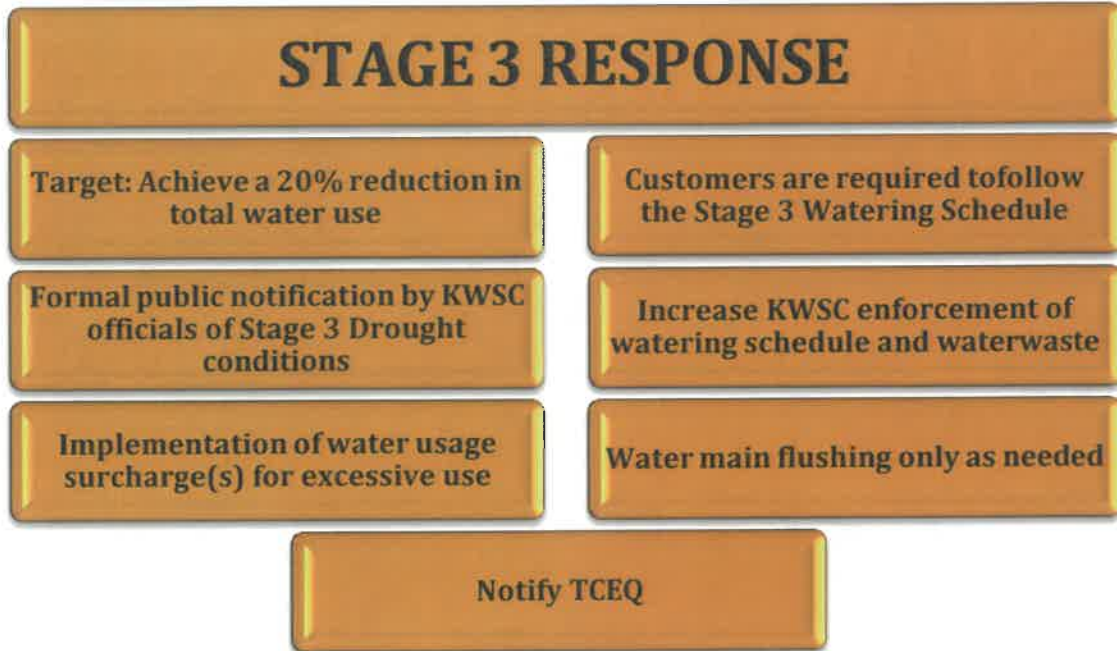
Increase KWSC oversight of watering schedule and waterwaste

Parks, institutional, and commercial landscapes limited to drip and hand held hose

Water main flushing only as needed

Notify TCEQ

RESPONSE STAGES

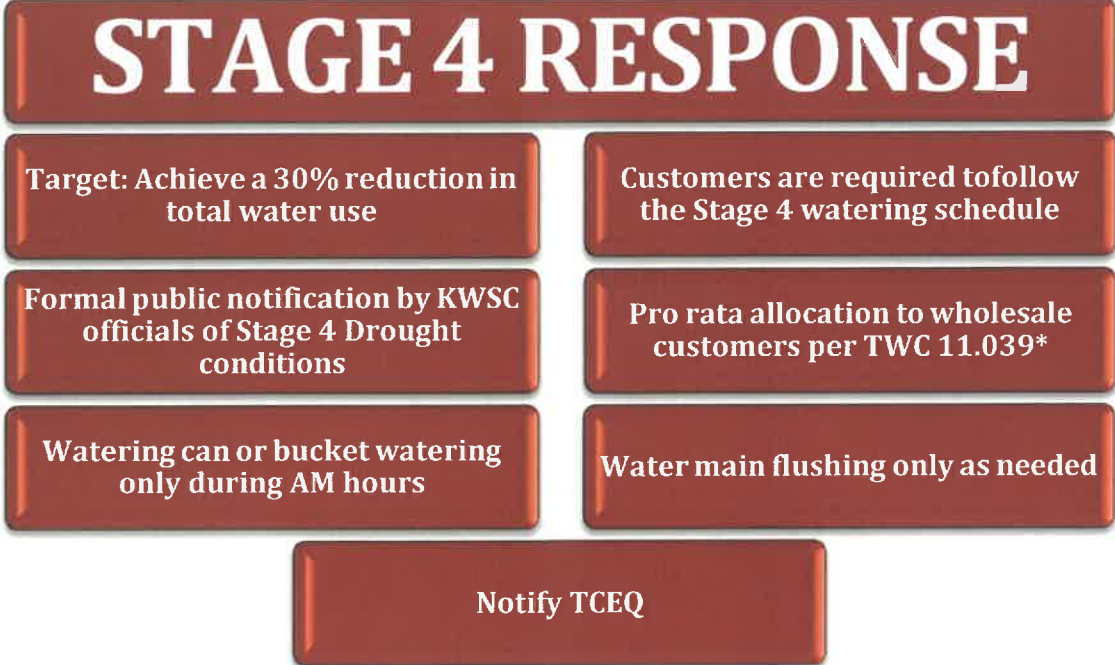


Water use surcharges to be implemented in Stage 3. Rates as follows:



During Stages 3 and 4, members may apply for a variance, as described on page 39, from the above stated water use surcharges for up to 36,000 gallons. Agricultural variances must include a tax exemption certificate with the application. Variances will be approved on a case-by-case basis.

RESPONSE STAGES



Water use surcharges to be implemented in Stage 4. Rates as follows:

0 - 15,000 Gallons	15,001 to 30,000 Gallons	>30,000+ Gallons
\$7.19 per 1,000	\$11.56 per 1,000	\$22.91 per 1,000

The table shows three columns representing different water usage ranges. The first column is '0 - 15,000 Gallons' with a rate of '\$7.19 per 1,000'. The second column is '15,001 to 30,000 Gallons' with a rate of '\$11.56 per 1,000'. The third column is '>30,000+ Gallons' with a rate of '\$22.91 per 1,000'. Each rate is shown in a grey box connected to its respective usage range box by a thin line.

During Stages 3 and 4, members may apply for a variance, as described on page 39, from the above stated water use surcharges for up to 36,000 gallons. Agricultural variances must include a tax exemption certificate with the application. Variances will be approved on a case-by-case basis.

STAGE 5 EMERGENCY

Target: Achieve necessary reduction in water use

All outdoor and non-essential uses of water prohibited

Formal public notification by KWSC officials of Emergency Condition

Pro rata allocation to wholesale customers per TWC 11.039*

Evaluate the use of social media

Discontinue water main flushing

Notify TCEQ and appropriate Emergency contacts



EMERGENCY RESPONSE PLAN

EMERGENCY RESPONSE PLAN

Emergency water shortage

In the event of an identified water shortage declaration, the KWSC will distribute water to wholesale customers according to Texas Water Code, §11.039* and initiate water allocation to municipal water customers.

System Information

PWS# 1410028

KWSC, 11986 East Hwy 190, Kempner, TX 76539

KWSC provides drinking water

Downtown Kempner

Bruce Sorenson, GM, Office Number 512-932-3701 or 254-547-9430

Chain of Command and lines of authority:

Bruce Sorenson, GM; administrative management 512-932-3701

Stacy Ellis, CFO/ Assistant GM, 512-932-3701

Bo Wilson, Field Supervisor, 512-584-7488

TJ Amstead, Plant Supervisor, 512-734-1800

Susan Isenburg, Office Manager, 512-734-2048

Supply source contamination

In the event of a contamination event, appropriate emergency procedures will be implemented, and appropriate emergency response officials will be notified immediately. In the event of a backflow incident, loss of pressure, or an Acute Maximum Contaminant Level coliform violation, a Boiled Water Notice will be implemented as prescribed in 30 TAC Chapter 290.

System outage due to the failure or damage of major water system components

In the event of a catastrophic failure due to natural or man-made events, appropriate emergency procedures will be implemented, and

EMERGENCY RESPONSE PLAN

appropriate emergency response officials will be notified.

Alternative Sources

In the event of an emergency loss of water supply, the KWSC will consider purchases of water by the truckload or in bottles for the health and public safety of the KWSC member/customers.

EMERGENCY RESPONSE PLAN

TCEQ Security Notification

KWSC maintains internal procedures to notify the executive director by a toll-free reporting phone number (888-777-3186) immediately of the following events, if the event may negatively impact the production or delivery of safe and adequate drinking water:

1. An unusual or unexplained unauthorized entry at property of the public water system;
2. An act of terrorism against the public water system;
3. An unauthorized attempt to probe for or gain access to proprietary information that supports the key activities of the public water system;
4. A theft of property that supports the key activities of the public water system; or
5. A natural disaster, accident, or act that results in damage to the public water system.

Procedures to notify system customers of potential water shortages:

General Manager must make the decision to notify customers About a potential water shortage and the need for water use restrictions. The General Manager should consult with board members and staff to make the decision. After making the decision, we will initiate procedures.

Procedures:

1. General Manager confers with key staff to verify problems.
2. General Manager organizes staff to develop the message delivered to the customers.
3. General Manager consults with state drinking water staff about the problem.
4. General Manager with help from staff prepares door hangers, signs and radio message.
5. Water System Operator continues to investigate problems and make repairs as necessary.
6. To distribute the water shortage notification:

EMERGENCY RESPONSE PLAN

- a. Field staff will place water shortage notices on doors and along travel routes.
- b. Staff will place signs on the main travel routes into the community.
- c. General Manager will ask radio station to issue the water shortage notice and a request to curtail water use.
- d. Administrative support person will provide a pre-scripted message to phone callers and log in each phone call.
- e. Staff will post an alert on the KWSC website which is distributed to subscribers via text and email.

Events that cause emergencies

Events	Risks	Comments
Tornados	High	Vulnerable to excessive rain fall, high winds and power outage
Earthquakes	High	Caused minor damage
Flood	High	Flooding in certain areas
High Winds	High	Vulnerable to high winds, power outage
Ice Storms	Medium	Minor damage, broken pipes
Drought	Medium	Water Conservation
Terrorism	Low	Suspicious activity
Construction Accident	High	Water pipe cut by construction crew
Chemical spill	Low	Watershed Protection Plan Activated.

EMERGENCY RESPONSE PLAN

EMERGENCY CONTACT NUMBERS

US ENVIRONMENTAL PROTECTION AGENCY

US EPA REGION 6	1-800-887-6063
NATIONAL RESPONSE CENTER	1-800-424-8802
HOMELAND SECURITY	1-202-282-8000

TEXAS COMMISSION ON ENVIRONMENTAL QUALITY (TCEQ)

MAIN SWITCHBOARD	512-239-1000
*WATER SUPPLY DIVISION	512-239-4691
<u>TRWA & TXWARN FOR GENERATOR</u>	
TRWA	866-586-6480
TXWARN	866-989-9276

SHERIFF DEPARTMENT

LAMPASAS COUNTY	512-556-8255
CORYELL COUNTY	254-865-7201
BELL COUNTY	254-634-1663

FIRE DEPARTMENT

LAMPASAS	512-556-3446
KEMPNER	512-932-3993
COPPERAS COVE	254-547-2091
SALADO	254-947-8961

KEMPNER WSC MANAGEMENT

BRUCE SORENSON – GM	512-639-8513
STACY ELLIS – CFO/ASSISTANT GM	254-368-8682
BO WILSON – FIELD SUPERVISOR	512-584-7488
TJ AMSTEAD – PLANT MANAGER	512-734-1800
MICHAEL LENTZ – COMPLIANCE AND SAFETY	512-734-2301
SUSAN ISENBURG – OFFICE MANAGER	512-734-2048
ON-CALL EMPLOYEE	512-556-7511

EMERGENCY RESPONSE PLAN

EMERGENCY NOTIFICATION NUMBERS

EMS LOCAL: BELL COUNTY	254-933-5587
ACADIAN EMS: LAMPASAS COUNTY	512-556-0086
CORYELL COUNTY EMERGENCY SERVICES	254-248-3154
HAZMAT HOTLINE	800-424-8802
CENTRAL TEXAS WSC	254-698-3583
CITY OF LAMPASAS, UTILITIES	512-556-3393
RURAL WATER CONTACT: TRWA	512-472-8591
LABORATORY: LCRA	877-362-5272
LABORATORY: TEXAS DSHS	512-776-7219
FRESENIUS KIDNEY CARE, LAMPASAS	800-881-5101
SALADO WSC	254-947-5425
CENTURY LINK: COMMUNICATIONS	800-573-1311
CHEMICALS: BRENNTAG	512-278-1600

MEDIA

WACO 100 RADIO STATION	254-388-5100
KCYL RADIO STATION LAMPASAS	512) 556-6193
CHANNEL 10 TV STATION	800-749-5957
CHANNEL 6 TV STATION	254-859-5481
CHANNEL 25 TV STATION	254-754-2525
LAMPASAS DISPATCH NEWSPAPER	512-556-6262

EMERGENCY RESPONSE PLAN

KWSC will include a provision in every wholesale water contract entered into or renewed after adoption of the plan, including contract extensions, that in the case of a shortage of water resulting from drought, the water to be distributed shall be divided in accordance with Texas Water Code, §11.039*.

*** Texas Water Code, Sec. 11.039.**

DISTRIBUTION OF WATER DURING SHORTAGE.

(a) If a shortage of water in a water supply not covered by a water conservation plan prepared in compliance with Texas Commission on Environmental Quality or Texas Water Development Board rules results from drought, accident, or other cause, the water to be distributed shall be divided among all customers pro rata, according to the amount each may be entitled to, so that preference is given to no one.

(b) If a shortage of water in a water supply covered by a water conservation plan prepared in compliance with Texas Commission on Environmental Quality or Texas Water Development Board rules results from drought, accident, or other cause, the person, association of persons, or corporation owning or controlling the water shall divide the water to be distributed among all customers pro rata, according to:

(1) The amount of water to which each customer may be entitled; or

(2) The amount of water to which each customer may be entitled, less the amount of water the customer would have saved if the customer had operated its water system in compliance with the water conservation plan.

(c) Nothing in Subsection (a) or (b) precludes the person, association of persons, or corporation owning or controlling the water from supplying water to a person who has a prior vested right to the water under the laws of this state.

VARIANCES

Variances

The General Manager or designee may, in writing, grant temporary variance for existing water uses otherwise prohibited under this Plan if it is determined that failure to grant such variance would cause an emergency condition adversely affecting the health, sanitation, or fire protection of the public or the person requesting such variance and if one or more of the following conditions are met:

1. Compliance with this Plan cannot be technically accomplished during the duration of the water supply shortage or other condition for which the Plan is in effect.
2. Alternative methods can be implemented which will achieve the same level of reduction in water use.

Persons requesting an exemption from the provisions of this Ordinance shall file a petition for variance with KWSC within 25 days after the Plan or a particular drought response stage has been invoked. All petitions for variances shall be reviewed by General Manager or his/her designee, and shall include the following:

1. Name and address of the petitioner(s).
2. Purpose of water use.
3. Specific provision(s) of the Plan from which the petitioner is requesting relief.
4. Detailed statement as to how the specific provision of the Plan adversely affects the petitioner or what damage or harm will occur to the petitioner or others if petitioner complies with this Ordinance.
5. Description of the relief requested.
6. Period of time for which the variance is sought.
7. Alternative water use restrictions or other measures the petitioner is taking or proposes to take to meet the intent of this Plan and the compliance date.
8. Other pertinent information.

VARIANCES

KEMPNER WATER SUPPLY CORPORATION CUSTOMER REQUEST FOR VARIANCE	
Name and address of the petitioner(s):	
Purpose of water use.	
Specific provision(s) of the Plan from which the petitioner is requesting relief.	
Detailed statement as to how the specific provision of the Plan adversely affects the petitioner or what damage or harm will occur to the petitioner or others if petitioner complies with this Ordinance.	
Description of the relief requested.	
Period of time for which the variance is sought.	
Alternative water use restrictions or other measures the petitioner is taking or proposes to take to meet the intent of this Plan and the compliance date.	
Other pertinent information.	

ENFORCEMENT

Enforcement

First Violation:

The customer will be notified by written notice and/or receive a documented phone call about the specific violation.

Subsequent violations:

The member will receive a second contact via phone, email and/or mail, warning if the violation continues the meter will be shut off for three (3) days, a fine will be assessed, and a reconnection fee will be collected. This will be repeated multiple times until compliance is achieved. If the violations continue and compliance is not achieved, the meter will be locked for the remainder of time the drought stage is in effect.

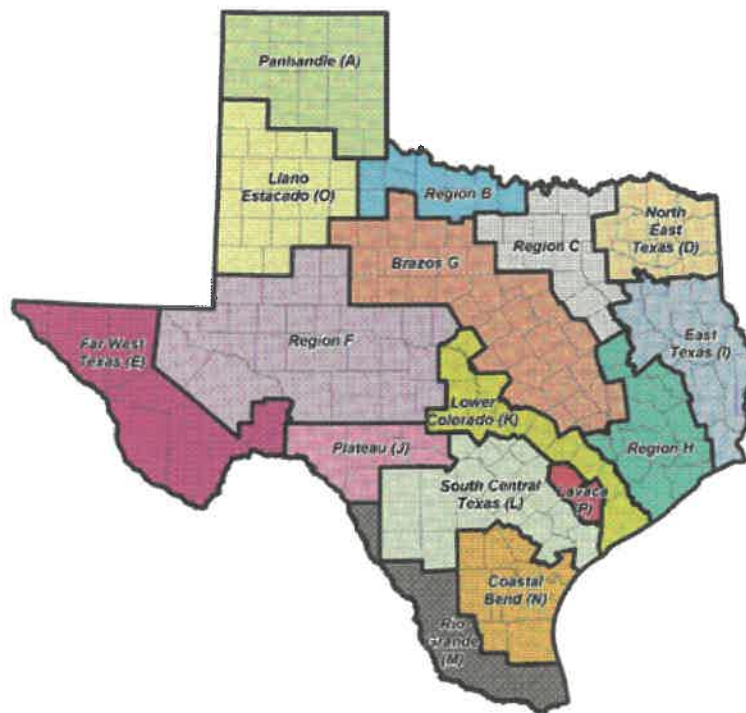
COORDINATION WITH REGIONAL PLANNING GROUPS

Coordination with Regional Planning Groups

The service area of KWSC is located within the Region G and Region K Water Planning Groups and KWSC will provide a copy of this Plan to the Planning Groups at:

Brazos River Authority
P.O. Box 7555
Waco, TX 76714

Lower Colorado River Authority
P.O. Box 220
Austin, TX 78767



RESOLUTION

Resolution

RESOLUTION FOR ADOPTION OF A WATER CONSERVATION, DROUGHT CONTINGENCY, AND EMERGENCY RESPONSE PLAN

A RESOLUTION OF THE BOARD OF DIRECTORS OF KEMPNER WATER SUPPLY CORPORATION ADOPTING A WATER CONSERVATION, DROUGHT CONTINGENCY, AND EMERGENCY RESPONSE PLAN.

WHEREAS, the Board recognizes that the amount of water available to Kempner Water Supply Corporation and its water KWSC customers is limited and subject to depletion during periods of extended drought;

WHEREAS, the Board recognizes that natural limitations due to drought conditions and other acts of God cannot guarantee an uninterrupted water supply for all purposes;

WHEREAS, the Water Code and the regulations of the Texas Commission on Environmental Quality (the "Commission") and the Texas Water Development Board (the "Board") require that the KWSC adopt a Water Conservation, Drought Contingency, and Emergency Response Plan;

WHEREAS, as authorized under law, and in the best interests of the customers of the Kempner Water Supply Corporation, the Board deems it expedient and necessary to establish certain rules and policies for the orderly and efficient management of limited water supplies during drought and other water supply emergencies;

NOW THEREFORE, BE IT RESOLVED BY THE BOARD OF DIRECTORS OF KEMPNER WATER SUPPLY CORPORATION:

SECTION 1. That the Water Conservation, Drought Contingency, and Emergency Response Plan attached hereto as Exhibit "A" and made part hereof for all purposes be, and the same is hereby, adopted as the official policy of Kempner Water Supply Corporation.

RESOLUTION

SECTION 2. That the General Manager is hereby directed to implement, administer, and enforce the Water Conservation, Drought Contingency and Emergency Response Plan.

SECTION 3. That this resolution shall take effect immediately upon its passage.

DULY PASSED BY THE BOARD OF DIRECTOR'S OF THE KEMPNER WATER SUPPLY CORPORATION, ON THIS 28th DAY OF FEBRUARY 2024.

ATTESTED TO:

President, Board of Director's



Dennis Kliza

Secretary/Treasurer, Board of Director's



George McClintock

CONTACT INFORMATION

Contact Information

BRUCE SORENSON
GENERAL MANAGER



Tel (512) 932-2715
Fax (512) 932-2546
bruce.sorenson@kempnerwsc.com

DENNIS KLIZA
PRESIDENT



Tel (512) 932- 3701
Fax (512) 932-2546

Bruce Sorenson – General Manager
Dennis Kliza– President
Wende Hammond – Vice President
George McClintock – Secretary Treasurer
Richard (Ric) Dominowski - Director
Paul Williams – Director
Samuel Kier – Director
Billy Malady – Director
Daniel Christy – Director
John Daugherty– Director

APPENDIX A: TWDB UTILITY PROFILE



UTILITY PROFILE FOR RETAIL WATER SUPPLIER

CONTACT INFORMATION

Name of Utility: KEMPNER WSC
Public Water Supply Identification Number (PWS ID): TX1410028
Certificate of Convenience and Necessity (CCN) Number: 10456
Surface Water Right ID Number:
Wastewater ID Number:
Contact: First Name: Bruce Last Name: Sorenson
Title: General Manager
Address: PO Box 103 City: KEMPNER State: TX
Zip Code: 76539 Zip+4: 103 Email: bruce.sorenson@kempnerwsc.com
Telephone Number: 2546818042 Date:
Is this person the designated Conservation Coordinator? Yes No

Coordinator: First Name: Michael Last Name: Lentz
Title: Compliance and Safety Officer
Address: PO Box 103 City: Kempner Zip Code: 76539
Email: mlentz@kempnerwsc.com Telephone Number: 512-734-2301

Regional Water Planning Group: G
Groundwater Conservation District:

Our records indicate that you:

- Received financial assistance of \$500,000 or more from
- TWDB Have 3,300 or more retail connections
- Have a surface water right with TCEQ

A. Population and Service Area Data

1. Current service area size in square miles: 363

UTILITY PROFILE FOR RETAIL WATER SUPPLIER

Attached file(s):

File Name	File Description
Kempner_CCN_Map30x42.pdf	

2. Historical service area population for the previous five years, starting with the most current year.

Year	Historical Population Served By Retail Water Service	Historical Population Served By Wholesale Water Service	Historical Population Served By Wastewater Water Service
2023	20,962	18,038	
2022	20,727	16,370	
2021	20,055	12,000	
2020	19,316	12,000	
2019	19,095	12,000	

3. Projected service area population for the following decades.

Year	Projected Population Served By Retail Water Service	Projected Population Served By Wholesale Water Service	Projected Population Served By Wastewater Water Service
2030	22,750	13,000	0
2040	25,200	13,700	0
2050	27,650	14,400	0
2060	30,100	15,100	0
2070	33,100	16,000	0

4. Described source(s)/method(s) for estimating current and projected populations.

Large rural area between several small towns growing. Drought has hurt somewhat growth. Used conservative estimate.

UTILITY PROFILE FOR RETAIL WATER SUPPLIER

B. System Input

System input data for the previous five years.
 Total System Input = Self-supplied + Imported – Exported

Year	Water Produced in Gallons	Purchased/Imported Water in Gallons	Exported Water in Gallons	Total System Input	Total GPCD
2023	1,005,556,557	533,740,537	772,375,955	766,921,139	100
2022	1,050,003,100	679,338,000	834,828,351	894,512,749	118
2021	941,265,200	514,016,064	771,786,601	683,494,663	93
2020	1,041,334,900	620,381,609	784,937,146	876,779,363	124
2019	955,672,060	588,276,754	738,051,619	805,897,195	116
Historic Average	998,766,363	587,150,593	780,395,934	805,521,022	110

C. Water Supply System

Attached file(s):

File Name	File Description
img20240301_14095964.pdf	Schematic of water system

1. Designed daily capacity of system in gallons
2. Storage Capacity
 - 2a. Elevated storage in gallons:
 - 2b. Ground storage in gallons:

UTILITY PROFILE FOR RETAIL WATER SUPPLIER

D. Projected Demands

1. The estimated water supply requirements for the next ten years using population trends, historical water use, economic growth, etc.

Year	Population	Water Demand (gallons)
2025	20,170	691,383,000
2026	21,770	699,252,400
2027	22,016	707,121,800
2028	22,260	714,991,200
2029	22,505	722,860,600
2030	22,805	730,730,000
2031	23,105	738,609,000
2032	23,405	746,488,000
2033	23,705	754,367,000
2034	24,005	762,246,000

2. Description of source data and how projected water demands were determined.

Average of last years total sales divided by population =32200year/customer

E. High Volume Customers

1. The annual water use for the five highest volume **RETAIL** customers.

Customer	Water Use Category	Annual Water Use	Treated or Raw
Mezger	Commercial	9,154,810	Treated

2. The annual water use for the five highest volume **WHOLESALE** customers.

Customer	Water Use Category	Annual Water Use	Treated or Raw
----------	--------------------	------------------	----------------

F. Utility Data Comment Section

Additional comments about utility data.

UTILITY PROFILE FOR RETAIL WATER SUPPLIER

Section II: System Data

A. Retail Water Supplier Connections

1. List of active retail connections by major water use category.

Water Use Category Type	Total Retail Connections (Active + Inactive)	Percent of Total Connections
Residential - Single Family	5,861	97.86 %
Residential - Multi-Family	79	1.32 %
Industrial	3	0.05 %
Commercial	46	0.77 %
Institutional	0	0.00 %
Agricultural	0	0.00 %
Total	5,989	100.00 %

2. Net number of new retail connections by water use category for the previous five years.

Year	Net Number of New Retail Connections						Total
	Residential - Single Family	Residential - Multi-Family	Industrial	Commercial	Institutional	Agricultural	
2023	67	0	2	5	0	0	74
2022	192	0	0	0	0	0	192
2021	194	0	0	30	0	0	224
2020	0	1	0	0	0	0	1
2019	106	0	1	0	0	0	107

UTILITY PROFILE FOR RETAIL WATER SUPPLIER

B. Accounting Data

The previous five years' gallons of RETAIL water provided in each major water use category.

Year	Residential - Single Family	Residential - Multi-Family	Industrial	Commercial	Institutional	Agricultural	Total
2023	440,534,870	21,165,200	9,997,900	3,839,450	0	0	475,537,420
2022	569,828,590	28,005,410	14,376,710	4,504,900	0	0	616,715,610
2021	478,682,681	29,163,990	9,208,940	4,361,510	0	0	521,417,121
2020	501,216,708	33,018,280	10,833,700	3,662,910	0	0	548,731,598
2019	449,883,382	29,481,391	13,384,510	3,694,470	0	0	496,443,753

C. Residential Water Use

The previous five years residential GPCD for single family and multi-family units.

Year	Total Residential GPCD
2023	19
2022	79
2021	69
2020	76
2019	69
Historic Average	62

UTILITY PROFILE FOR RETAIL WATER SUPPLIER

D. Annual and Seasonal Water Use

1. The previous five years' gallons of treated water provided to RETAIL customers.

Month	Total Gallons of Treated Water				
	2023	2022	2021	2020	2019
January	40,769,660	34,646,930	30,440,900	31,011,193	31,849,189
February	33,535,388	33,441,830	61,559,140	30,210,260	24,832,207
March	31,148,949	30,692,030	33,093,100	26,886,064	31,524,127
April	40,792,599	44,744,520	37,896,260	33,814,651	32,901,224
May	35,719,919	52,459,750	41,309,730	45,513,257	48,788,953
June	40,438,798	71,683,917	32,622,120	50,628,123	46,587,777
July	63,202,779	90,776,619	48,352,530	71,264,344	40,762,925
August	56,455,170	82,598,167	52,276,540	84,376,034	72,992,865
September	38,406,420	64,702,499	68,136,360	70,862,898	68,242,397
October	31,901,663	55,715,878	48,574,260	40,824,453	53,232,823
November	28,637,986	38,463,871	34,099,950	42,887,631	40,290,262
December	26,433,730	32,261,429	33,406,500	37,831,596	31,899,841
Total	467,443,061	632,187,440	521,767,390	566,110,504	523,904,590

UTILITY PROFILE FOR RETAIL WATER SUPPLIER

2. The previous five years' gallons of raw water provided to RETAIL customers.

Month	Total Gallons of Raw Water				
	2023	2022	2021	2020	2019
January	71,932,800	67,389,900	61,830,500	63,605,000	57,280,300
February	63,205,300	63,436,700	49,977,000	62,313,600	48,648,300
March	77,316,300	69,429,900	61,365,600	72,983,700	62,823,600
April	71,540,600	89,650,400	71,542,000	75,688,700	76,140,000
May	78,484,000	103,668,700	72,266,600	94,063,600	72,606,000
June	100,941,000	105,662,800	88,027,000	100,841,900	80,513,900
July	96,058,000	110,203,900	113,583,400	124,045,100	101,894,100
August	72,324,000	112,797,700	106,701,700	128,632,200	115,289,700
September	79,701,000	97,311,300	103,685,500	86,343,900	116,832,900
October	94,436,000	90,206,900	75,685,100	99,965,400	91,042,900
November	106,166,000	70,604,900	65,987,500	72,924,800	65,705,900
December	79,304,000	69,640,000	70,613,300	60,027,000	62,116,100
Total	991,409,000	1,050,003,100	941,265,200	1,041,434,900	950,893,700

3. Summary of seasonal and annual water use.

	Summer RETAIL (Treated + Raw)	Total RETAIL (Treated + Raw)
2023	429,419,747	1,458,852,061
2022	573,723,103	1,682,190,540
2021	441,563,290	1,463,032,590
2020	559,787,701	1,607,545,404
2019	458,041,267	1,474,798,290
Average in Gallons	492,507,021.60	1,537,283,777.00

UTILITY PROFILE FOR RETAIL WATER SUPPLIER

E. Water Loss

Water Loss data for the previous five years.

Year	Total Water Loss in Gallons	Water Loss in GPCD	Water Loss as a Percentage
2023	289,832,155	38	19.00 %
2022	144,922,135	19	19.00 %
2021	76,286,144	10	18.00 %
2020	169,362,206	24	45.00 %
2019	157,078,081	23	37.00 %
Average	167,496,144	23	27.60 %

F. Peak Day Use

Average Daily Water Use and Peak Day Water Use for the previous five years.

Year	Average Daily Use (gal)	Peak Day Use (gal)	Ratio (peak/avg)
2023	3,996,854	4667605	1.1678
2022	4,608,741	6236120	1.3531
2021	4,008,308	4799600	1.1974
2020	4,404,233	6084648	1.3815
2019	4,040,543	4978709	1.2322

G. Summary of Historic Water Use

Water Use Category	Historic Average	Percent of Connections	Percent of Water Use
Residential - Single Family	488,029,246	97.86 %	91.77 %
Residential - Multi-Family	28,166,854	1.32 %	5.30 %
Industrial	11,560,352	0.05 %	2.17 %
Commercial	4,012,648	0.77 %	0.75 %
Institutional	0	0.00 %	0.00 %
Agricultural	0	0.00 %	0.00 %

Appendix B – TWDB Water Conservation Tips

Bathroom:

- Replace your showerhead with a water-efficient model.
- Get in the shower as soon as the water becomes warm enough.
- Take short showers.
- Take a shower instead of a bath. A shower with a water-efficient showerhead often uses less water than a bath.
- Reduce the level of water used in a bathtub by 1 or 2 inches if a shower is not available.
- Turn off the water while you are shaving. Fill the sink with hotwater instead of letting the water run continuously.
- Replace your old toilet with a high-efficiency toilet that uses 1.28 gallons per flush.
- Test toilets for leaks. Once in a while, take the top off of your toilet tank and watch it flush. Do you notice any leaks? Yes? Replace the flapper or rubber washer. Don't forget about those less obvious leaks. Add a few drops of food coloring or a dye tablet to the water in the tank, but do not flush the toilet. If the coloring appears in the bowl within a few minutes, the toilet has a leak that needs to be repaired.
- Never use the toilet to dispose of trash.
- Don't waste water when brushing your teeth or washing your hands. Shut off the water until it's time to rinse.

Kitchen:

- Run the dishwasher only when full. This practice will save water, energy, detergent, and money. If your dishes are not very dirty, use the short wash cycle. You can spend less money on water and energy by installing a high-efficiency dishwasher.

APPENDIX B – TWDB WATER CONSERVATION TIPS

- Install faucet aerators. You'll never notice the difference, and you'll cut your sink water consumption in half! Also, don't ignore leaky faucets.
- Keep a container of water in the refrigerator. It will be refreshingly cool and won't waste water.
- Dry scrape dishes instead of rinsing. Your dishwasher will take care of the rest.
- Use garbage disposals sparingly. They can waste water unnecessarily.
- Soak pans rather than scrubbing them while the water is running.
- Rinse vegetables in a pan of cold water.

Laundry room:

- Conventional washing machines use 32 to 59 gallons of water per load.
- Wash only full loads.
- Use the lowest water level setting on the washing machine for light or partial loads whenever possible.
- Use cold water as often as possible to save energy and conserve hot water for uses that cold water cannot serve.

Additional tips:

- Don't ignore leaky faucets; they are usually easy and inexpensive to repair. Turn off the valve under the sink until you get around to repairing the leak. A slow drip can waste as much as 170 gallons of water each day and will add to the water bill.
- Know where your master water shut-off valve is in case a pipe bursts. Insulate hot water pipes. You won't waste water waiting for it to get hot, and you will save energy too.
- Install water-softening systems only when necessary, and if you have one, save water and salt by running the minimum amount of regenerations necessary to maintain water softness.

APPENDIX B – TWDB WATER CONSERVATION TIPS

- Replace water-to-air heat pumps and air conditioners with air-to-air if you are purchasing new units. They are just as efficient and do not waste water.
- Find other uses for water rather than letting it go down the drain, such as watering house plants with fish tank water.

